

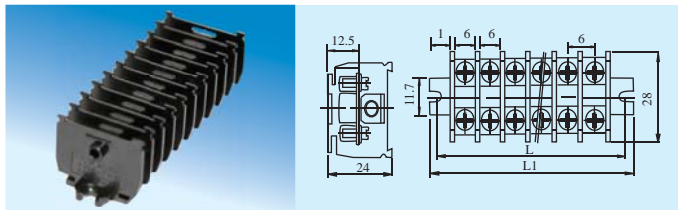
## TERMINAL BLOCK SERIES

### 組合式端子台

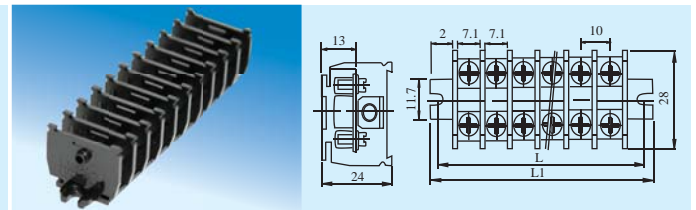
### SPECIFICATION 規格

Specification 規格	TB-05	TB-10	TB-20	TB-30
Current 電流	05A	10A	20A	30A
Voltage 電壓	600V			
Cross-Section 截面	4mm <sup>2</sup>	1.6mm <sup>2</sup>	4.0mm <sup>2</sup>	6.0mm <sup>2</sup>
Clamping Screw 鎖緊螺絲	M3	M3.5	M4	M4
Rated Torque (N-m) 額定扭力 (N-M)	0.5	0.5	1.2	1.2
Rated Torque (in-lb) 額定扭力 (in-lb)	4.4	4.4	10.6	10.6
Insulated Materials 絕緣材料	PC			
Color 顏色	Black			
Operating Temperature (°C) 操作溫度 (5°C)	-40°C + 110°C (max +220°C)			
Conductor 導體	Copper, Nickel Plated 黃銅, 電鍍鎳			

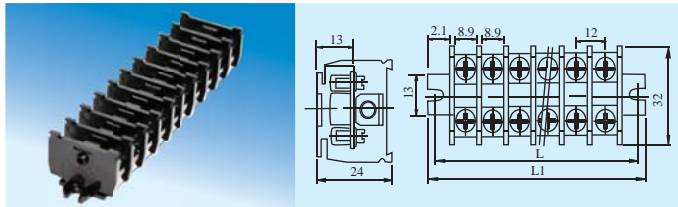
TB-05



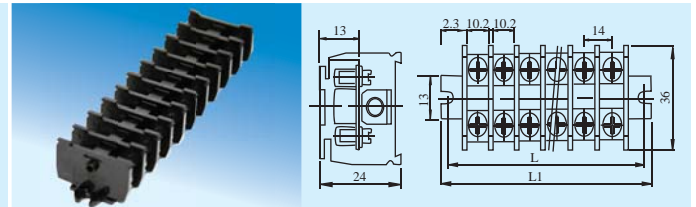
TB-10



TB-20



TB-30



MODEL 型號	NO. OF POLET 代號	2	3	4	5	6	7	8	9	10	11	12
TB-05	L	22	29	36	43	50	57	64	71	78	85	92
	L1	26	33	40	47	54	61	68	75	82	89	96
TB-10	L	26	35.1	44.2	53.3	62.4	71.5	80.6	89.7	98.8	107.9	117
	L1	34.2	43.3	52.4	61.5	70.6	79.7	88.8	97.9	107	116.1	125.2
TB-20	L	32	43.5	55	66.5	78	89.5	101	112.5	124	135.5	147
	L1	39	50.5	62	73.5	85	96.5	108	119.5	131	142.5	145
TB-30	L	35	47.8	60.6	73.4	86.2	99	111.8	124.6	137.4	150.2	163
	L1	41.8	54.6	67.4	80.2	93	105.8	118.6	131.4	144.2	157	169.8

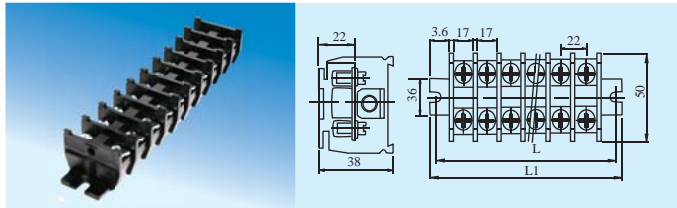
## TERMINAL BLOCK SERIES

### 組合式端子台

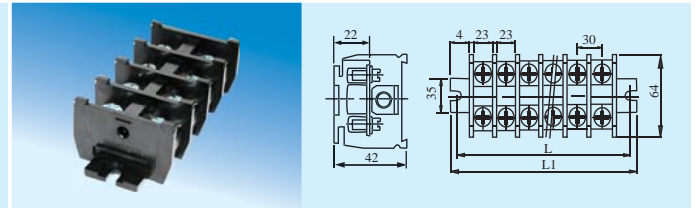
### SPECIFICATION 規格

Specification 規格	TB-60	TB-100	TB-200	TB-300
Current 電流	60A	100A	200A	300A
Voltage 電壓	600V			
Cross-Section 截面	16mm <sup>2</sup>	35mm <sup>2</sup>	100mm <sup>2</sup>	175mm <sup>2</sup>
Clamping Screw 鎖緊螺絲	M6	M8	M10	M10
Rated Torque (N-m) 額定扭力 (N-M)	2.5	6.0	10	10
Rated Torque (in-lb) 額定扭力 (in-lb)	22.1	53.1	88.5	88.5
Insulated Materials 絕緣材料	PC(PA66)			
Color 顏色	Black			
Operating Temperature (°C) 操作溫度 (5°C)	-40°C + 110°C (max +220°C)			
Conductor 導體	Copper, Nickel Plated 黃銅, 電鍍鎳			

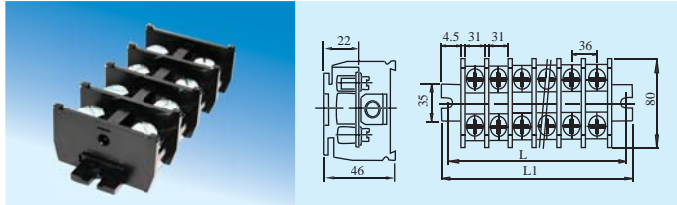
TB-60



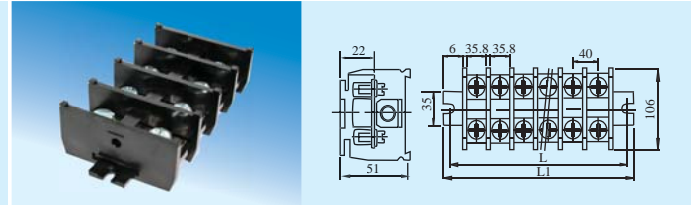
TB-100



TB-200



TB-300



MODEL 型號	NO. OF POLET 代號	2	3	4	5	6	7	8	9	10	11	12
TB-60	L	60.8	81.4	102	122.6	143.2	163.8	184.8	205	225.6	246.2	266.8
	L1	73.8	94.4	115	135.6	156.2	176.8	197.4	218	238.6	259.2	279.8
TB-100	L	74	101	128	155	182	209	236	263	290	317	344
	L1	87	114	141	168	195	222	249	276	303	330	357
TB-200	L	91.5	127	162.5	198	233.5	269	304.5	--	--	--	--
	L1	104.5	140	175.5	211	246.5	282	317.5	--	--	--	--
TB-300	L	105.6	147.4	189.2	231	272.8	314.6	356.4	--	--	--	--
	L1	118.6	160.4	202.2	244	285.8	327.6	369.4	--	--	--	--